

Property For Sale:
Tax Map #: 666206296794
1.13 Acres

Approximations based on available public records

Nearest Address:
133 Kingfisher Ct, New London,
NC 28127






Directions

New London

North Carolina 28127, USA










Take NC-8 N to Uwharrie Point Pkwy in Eldorado

11 min (8.9 mi)

-  1. Head north on S Main St/Old U.S. 52 N toward E Church St
0.4 mi
-  2. Slight right onto NC-8 N/N Main St
 Continue to follow NC-8 N
7.4 mi
-  3. Turn right onto Badin Lake Rd
0.8 mi
-  4. Continue onto Blaine Rd
0.3 mi

Continue on Uwharrie Point Pkwy. Take Whisper Lake Dr to Kingfisher Ct

12 min (5.7 mi)

-  5. Continue onto Uwharrie Point Pkwy
2.4 mi
-  6. Turn right onto Raven Ridge
0.1 mi
-  7. Turn right onto Heron Bay Dr
0.5 mi
-  8. Turn right onto Pearl Bay Dr
0.4 mi
-  9. Turn right onto Mallard Dr
0.4 mi
-  10. Turn right onto Badin View Dr
0.4 mi
-  11. Turn right onto Whisper Lake Dr
1.4 mi
-  12. Turn right onto Kingfisher Ct
 Destination will be on the right
0.1 mi

150 Kingfisher Ct

Troy, NC 27371, USA